



- **Multiple PID control capabilities**
  - single loop, feedforward, cascade, feedforward with cascade, ratio, auto/manual station, analog backup, heat/cool
- **Clear process display and color-coordinated switches**
  - process visibility, ease of operation
- **Comprehensive input/output capabilities**
  - up to three analog inputs, two analog outputs, four relays and four digital inputs
- **Process security and plant safety**
  - loop-break alarm, processor watchdog, password-protection and intelligent power recovery
- **Unique Control Efficiency Monitor (CEM)**
  - two Autotune algorithms plus manual fine-tuning using CEM
- **PC configuration for ease of setup**
  - easy access to advanced features and standard settings
- **IP66/NEMA4X front face**
  - reliability in the harshest environments
- **RS485 Modbus™ serial communication**
  - SCADA, PLC and open system integration



**C505**  
– advanced single loop controller  
in a short-case, 6 x 3 format



## C505

The C505 is an advanced multi-role controller with the capability of handling single loop and cascade applications.

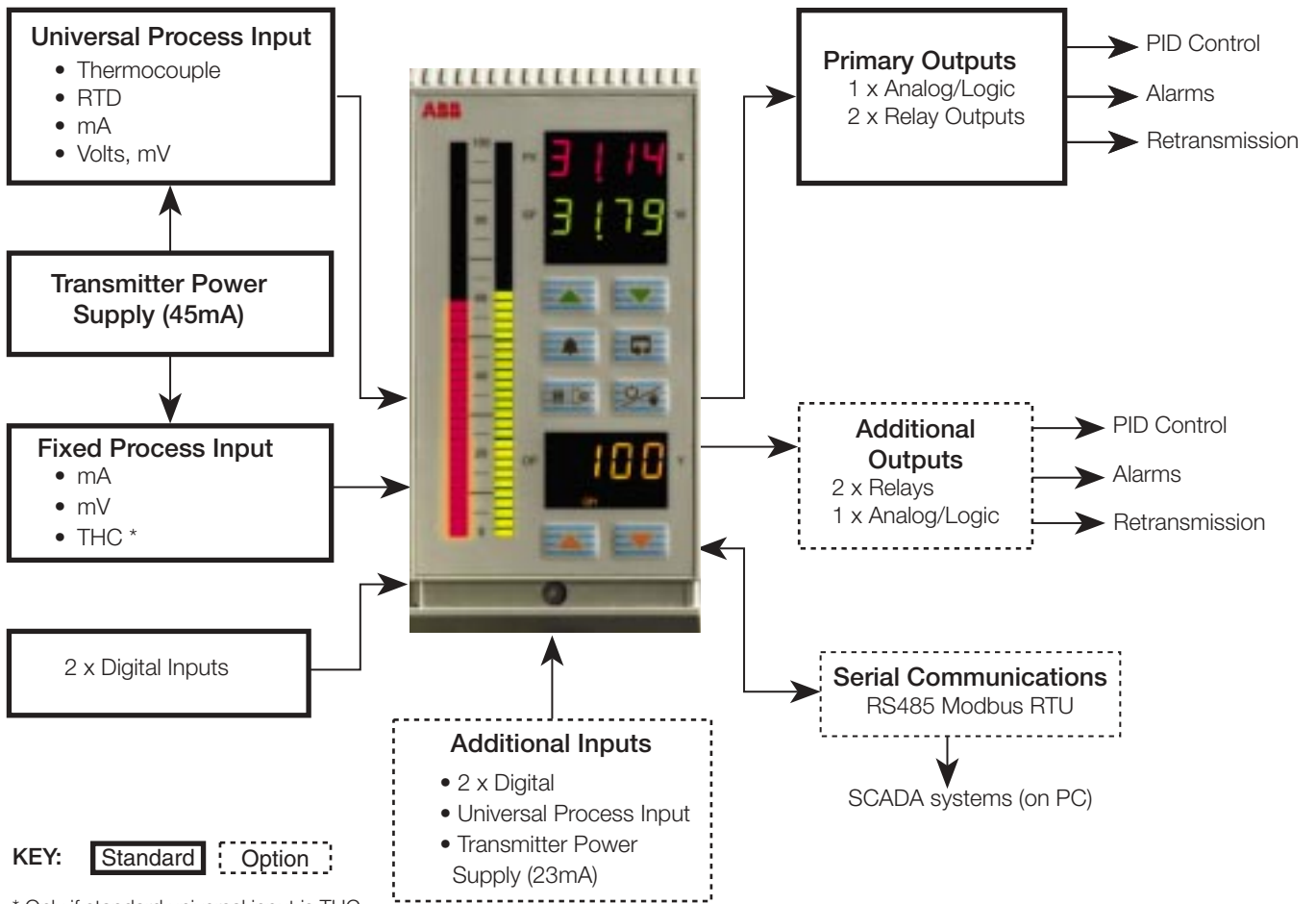
The instrument can be commissioned in minutes using a built-in library of application templates and advanced autotune facilities. Configurations can also be edited and stored off-line using our Windows™-based PC Configurator.

A wide range of process connections is included in the standard instrument; a choice of option cards provides additional input/output for complex applications. Modbus serial communications are available for integration with factory automation systems.

IP66 (NEMA 4X) front panel protection makes the C505 an extremely robust controller, suitable for use in a wide variety of industrial environments.



### Process Connections



\* Only if standard universal input is THC

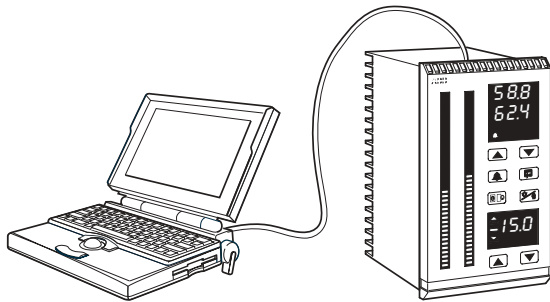
### Process Visibility and Operation

Three high-visibility, colored digital displays show Process Variable, Set Point and Controller Output simultaneously. Dual, 40-segment bargraphs give an instant indication of process status. For clarity, function keys are color-coded to match their corresponding displays.

Eight individual tactile front panel keys make the controller very operator-friendly, with one-touch access to local/remote set point adjustment, alarm acknowledgment, auto/manual and output adjustment.

Secret-til-lit LED indicators display controller modes and alarm status, and provide extensive controller and plant diagnostics.

All of these features ensure that the controller is operator-friendly and no specific training is required for operational use.



### Process Security and Self-diagnostics

To keep your process stable and secure, the C505 has intelligent diagnostics and responses, which can be used for process safety to initiate an action or to indicate a fault. A processor watchdog monitors the processor continuously; a unique loop-break alarm detects analog output failure; and there is an open circuit detector on the input. Using these signals, safety shutdown strategies can be initiated.

For configuration data security, there are three levels of password protection plus front panel function key lockouts, ensuring total process security.

### Custom Linearizer

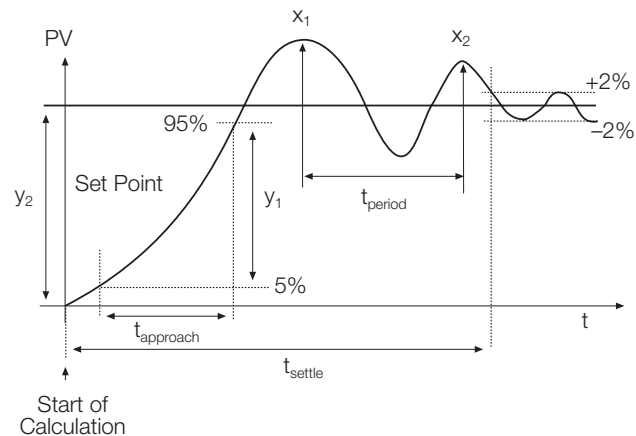
The C505 has two separate 15-breakpoint linearizers which can be programmed via the PC configurator and applied to either inputs or outputs. These can be used for non-standard thermocouples, non-linear tank levels or any non-linear input. The output linearizer accommodates any non-linear control elements.

### Maths and Soft-Wiring

Four individual math blocks, each having up to 7 operators and operands, provide functions such as average, maximum and minimum calculations. Square root, relative humidity and arithmetic functions are also included as standard. Inputs can be selected or switched in and out of calculations by digital signals. This allows both simple and advanced calculations to be processed and these can be soft-wired to control functions.

### Control Efficiency Monitor (CEM)

CEM measurements are designed to help you fine-tune your process manually. Six key-performance parameters are measured and displayed, allowing you to vary your PID settings to match the process needs and measure the results of your investment.



### Out-of-the-Box and Installed-in-Minutes

The C505 has been designed to minimize your configuration and commissioning time, as you need only enter values that relate to your process. Application templates, offering preconfigured customized control strategies, allow rapid setup of the controller. Templates are selected via the PC configurator or the front panel keys. Alternatively the unit may be supplied preconfigured. Once a template is selected only three key settings are required and the controller is ready-to-run.

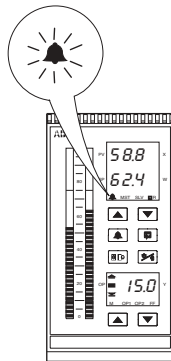
Complete configurations can be created, edited and stored off-line, using the PC configuration editor. A dedicated cable connects the PC to a jack socket on the top of the controller for rapid upload, or download, of configurations. Copies of the configurations can be saved and produced as hard copy.

A dual mode, intelligent autotune requires no prior knowledge of PID settings and offers a choice of fast response or minimum overshoot strategies.

### Process Alarms

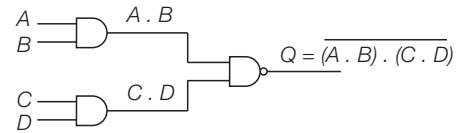
The C505 has eight internal process alarms. These can be soft-wired to control strategies, logic equations and output relays.

Each alarm can have a separate hysteresis for values programmable in engineering units and time. Alarms can also be enabled or disabled via digital inputs and can be configured as annunciators, so the alarm may be disabled once acknowledged.



### Sequencing and Logic Control

The C505 offers comprehensive sequencing, to complement its advanced analog control features, and six logic equations, with up to fifteen elements per equation. These six logic equations, when combined with delay timers, real-time alarms and extensive I/O, make the C505 a powerful interlocking controller.



### Intelligent Adjustable Power Recovery

Two forms of plant power failure recovery are available programmable between 0 and 9999s for recovery time:

'HOT' restart – if the power is restored within the recovery time the C505 defaults to Auto mode, allowing the process to be up-and-running without delay.

'COLD' restart – if the power is not restored within the preset recovery time, the controller defaults to Manual mode, or a predetermined control output. This ensures that after power failure the controller does not start to control the process without operator acknowledgment.

### Customized Application Templates

A 'template' is a preconfigured control strategy to match a particular application requirement. This presets the display and inputs of the controller and only the control action strategy needs to be entered. Templates can be varied from the standard configuration, if required, using our Windows-based PC Configurator software.

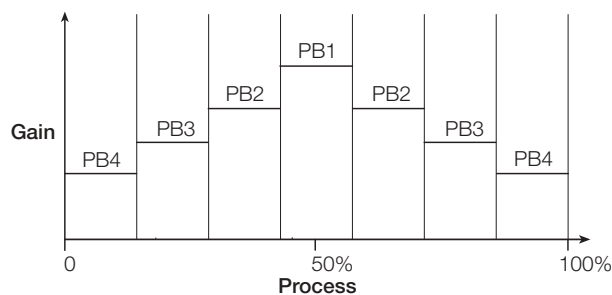
Configuration time is greatly reduced as 90% of the choices you would normally need to make in similar products are already preconfigured.

The C505 offers the following templates:

- 1 Single loop controller with local set point
- 2 Single loop controller with remote set point
- 3 Auto Manual station (low signal detection)
- 4 Auto Manual station (digital signal selection)
- 5 Analog Backup station (low signal detection)
- 6 Analog Backup station (digital signal selection)
- 7 Single Indicator/manual loader station
- 8 Dual Indicator/manual loader station
- 9 Single loop with feedforward
- 10 Single loop with feedforward and remote set point
- 11 Cascade
- 12 Cascade with remote set point
- 13 Cascade with feedforward
- 14 Ratio controller
- 15 Ratio controller with external ratio
- 16 Ratio station
- 17 Ratio station with external ratio

### Gain Scheduling

To optimize your process control, and the response of the C505, four independent PI terms are available. This eliminates the need to manipulate variables as a result of process conditions and loads. These are selectable via internal process alarms or digital inputs. This ensures tighter control and more response action at a specific set point.



### Process Protection

Advanced control features, including ramping set point, process start-up and output slew-rate, are all designed to provide you with a flexible controller that has built-in process protection as standard.

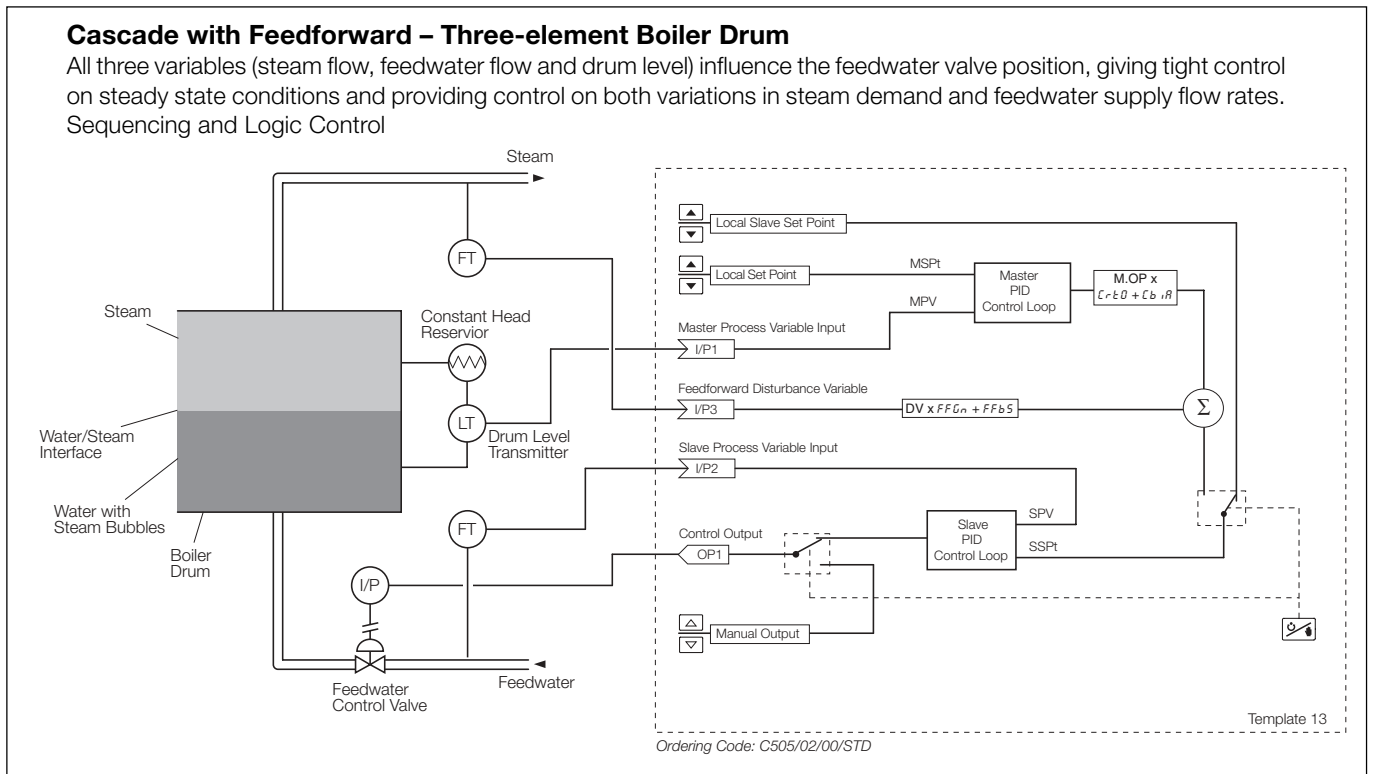
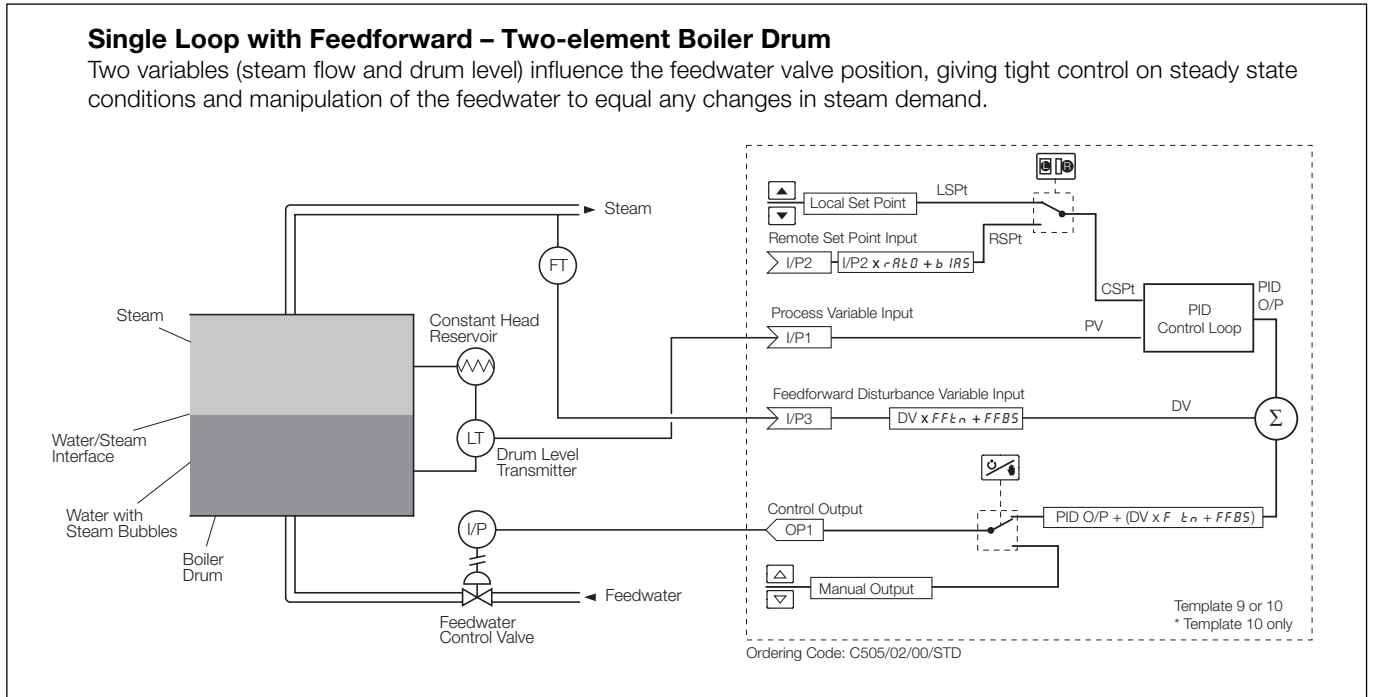
### Industrial Robust Design

The front face has been designed to meet IP66/NEMA4X rating with a unique moulded case and panel seal. A chemical resistant polyester front panel makes a secure investment for any environment.



### Template Examples

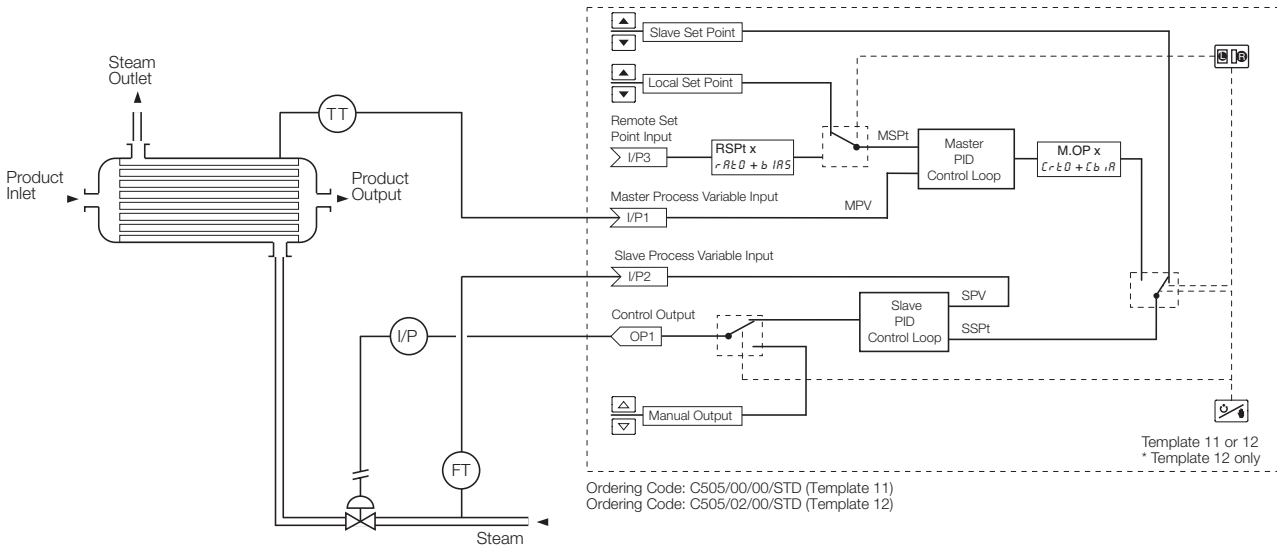
Boiler drum level control is a good example of the power and flexibility of the C505 Controller. Single element control may be adequate for slow changing steam demand or small boilers where, in steady state conditions, the feedwater flow always equals steam flow. However, because of the low time constants and varying dynamic response in high demand boilers, other control strategies may need to be considered for regulation of the feed water to the drum. The C505 offers you these alternative control strategies and many more in preconfigured templates.



### ...Template Examples

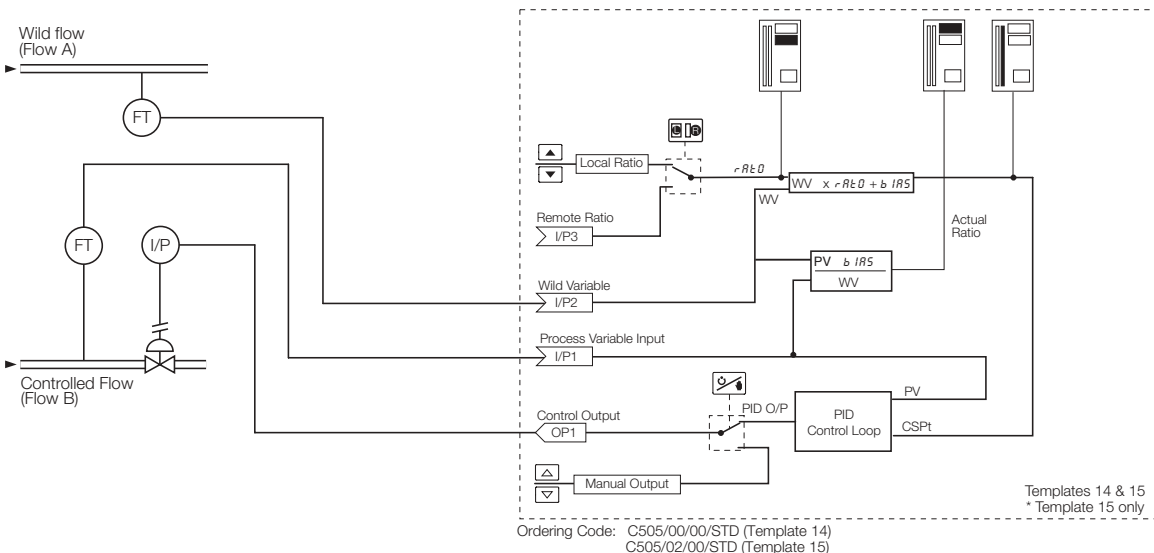
#### Cascade Control – Heat Exchangers

A heat exchanger is used to heat, or cool, a process fluid to a desired temperature by another stream. In this cascade example the output of the master loop (temperature) manipulates the set point of the slave loop (flow). The purpose of cascade control is to eliminate the effects of feed or product disturbances and improve dynamic performance of the control loop. Ideally the slave loop should be a considerably faster response loop than the master.



#### Ratio Controller – Mixers

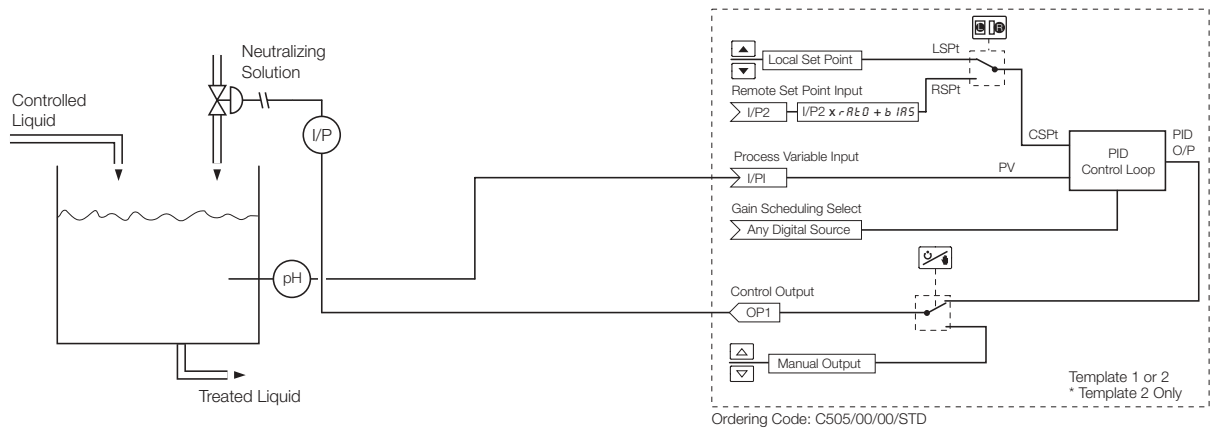
Ratio Control is a technique in which the ratio between two process variables is constantly controlled. It is often applied to control of flow in blending systems, where as displayed below, a controllable flow is maintained in constant proportion to the wild flow or uncontrolled stream.



### pH Neutralization – Gain Scheduling

pH control is an example of a difficult process to control. This is because of pH's logarithmic characteristics, i.e. the ratio of acid reagent required to neutralize is not linear compared to the pH range. A switchable gain is a solution to this application and is provided as standard with the C505 controller.

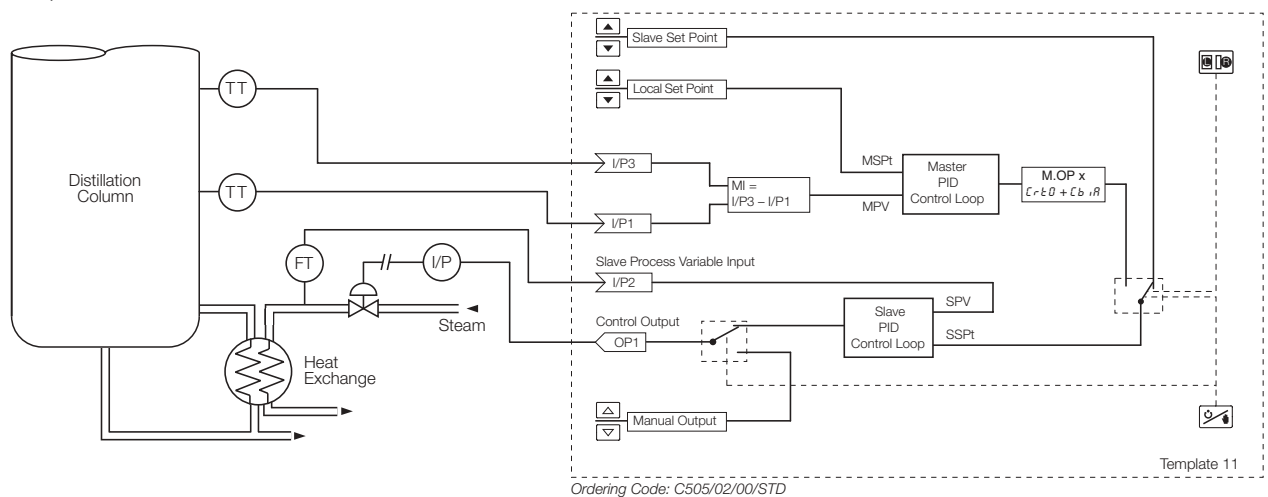
The process gain, which is the pH per unit acid reagent required to neutralize, drops by a factor of 10 per each pH unit of neutrality. Therefore, a high gain is required near a pH value of 7 and low gain at a higher or lower pH value.



### Temperature Control by Differential

In some industrial processes, such as distillation columns, when controlling the separation of two products, measurement of one product temperature may be inadequate. Controlling by two temperatures, or temperature difference, can be a better solution. The C505 offers a math block that allows you to either average these two inputs or calculate the differential and have the result become the Process Variable Input into the controller.

This example shows a differential temperature being used as the Process Variable Input to a master controller in a cascade template.



## Specification

### Summary

17 application templates: Single loop, Cascade, Feedforward, Ratio, Auto/Manual

Two Autotune options

Control Efficiency Monitor

PC configuration

IP66/NEMA4X front face

### Operation

#### Display

2 x 100mm 40-segment LED bargraphs

2 x 10mm 4-digit LED indicators

1 x 10mm 3-digit LED indicators

Display range     -1999 to +9999

#### Configuration

Basic configuration via front panel keys

Advanced feature configuration by PC only

#### Security

Internal security switch and password-protected menus

### Standard Functions

#### Control Strategies

Single-loop, Auto/Manual Station, Analog Backup, Indicator/Manual Loader, Cascade, Feedforward, Ratio

#### Output Types

Current proportioning, Time proportioning, On/off, Motorized valve (with and without feedback), Heat/cool.

#### Control Parameters

Four sets of PID settings, selectable via digital signals

#### Set Points

Local, remote and four local set points, selectable via digital signals

#### Configured Outputs

Three preset output values, selectable via digital signals

#### Autotune

On demand for 1/4 wave or minimal overshoot

#### Process Alarms

Number                     8

Types                     High/low process, High/low output, High/low deviation

Hysteresis                Level and time \*

Alarm enable/disable    Enable/disable of alarms via digital signal

#### Real Time Alarms \*

Number                     2

Programmable            On time/day and duration

\* Accessed via PC Configurator

## Analog Inputs

### Universal Process Inputs

#### Number

- 1 standard
- 1 optional

#### Type

- Universally configurable to provide
  - Thermocouple (THC)
  - Resistance thermometer (RTD)
  - mV
  - Volts
  - mA
  - Resistance

#### Input Impedance

- mA 100Ω
- mV, V 10MΩ

#### Linearizer Functions

THC types B, E, J, K, L, N, R, S, T, PT100,  $\sqrt{\quad}$ ,  $^{3/2}$ ,  $^{5/2}$

#### Broken Sensor Protection

Programmable for upscale or downscale drive

#### Sample Interval

125ms (1 input)

#### Digital filter

Programmable

#### Cold Junction Compensation

Automatic CJC incorporated as standard  
Stability 0.05°C/°C change in ambient temperature

#### Input Protection

Common mode rejection >120dB at 50/60Hz with 300Ω imbalance resistance  
Series mode rejection >60dB at 50/60Hz

#### Transmitter Power Supply

Number 1 standard, 1 optional  
Voltage 24V DC nominal  
Drive Up to 45mA as standard, up to 23mA on option board

#### Non-universal Process Input

##### Number

1 standard  
Input types mA, mV only (THC only if IP1 is a THC)  
Linearization B, E, J, K, L, N, R, S, T, PT100,  $\sqrt{\quad}$ ,  $^{3/2}$ ,  $^{5/2}$

## Standard Analog Input Ranges

Thermocouple	Maximum Range °C	Maximum Range °F	Accuracy (% of reading)
B	-18 to 1800	0 to 3270	0.1% or ±1°C (1.8°F) [above 200°C (392°F)] *
E	-100 to 900	-140 to 1650	0.1% or ±0.5°C (0.9°F)
J	-100 to 900	-140 to 1650	0.1% or ±0.5°C (0.9°F)
K	-100 to 1300	-140 to 2350	0.1% or ±0.5°C (0.9°F)
L	-100 to 900	-140 to 1650	0.1% or ±1.5°C (2.7°F)
N	-200 to 1300	-325 to 2350	0.1% or ±0.5°C (0.9°F)
R	-18 to 1700	0 to 3000	0.1% or ±0.5°C (0.9°F) [above 300°C (540°F)] *
S	-18 to 1700	0 to 3000	0.1% or ±0.5°C (0.9°F) [above 200°C (392°F)] *
T	-250 to 300	-400 to 550	0.1% or ±0.5°C (0.9°F)

\* For B, R and S thermocouples, accuracy is not guaranteed below value stated

Min. span below zero Type T 70°C (126°F) Type N 105°C (189°F)  
THC standards DIN 43710 IEC 584

RTD	Maximum Range °C	Maximum Range °F	Accuracy (% of reading)**
Pt100	-200 to 600	-325 to 1100	0.1% or ±0.5°C (0.9°F)

\*\* RTD, 3-wire platinum, 100Ω per DIN 43760 standard (IEC 751), with range of 0 to 400Ω

Linear Inputs	Range	Accuracy (% of reading)
Millivolts	0 to 500mV	0.1% or ±10μA
Milliamps	0 to 50mA	0.2% or ±2μA
Volts	0 to 5V	0.2% or ±2mV
Resistance	0 to 5000Ω	0.2% or ±0.08Ω

## ...Specification

### Outputs

#### Control/Retransmission Outputs

Number	1 standard, 1 optional
Type	Programmable as analog or logic (digital) output
Dielectric	Galvanically isolated from the rest of the circuitry
Analog range	0 and 20mA (programmable), accuracy: 0.25%
Digital voltage	17V @ 20mA

#### Relay Outputs

Number	2 standard, 2 optional
Type	SPST, rated 5A at 115/230V AC

---

### Digital Inputs

Number	2 standard, 2 optional
Type	Volt-free
Minimum pulse	200ms

---

### Advanced Features

#### Maths Blocks \*

Number	4
Operators	+, -, x, ÷, Average, Maximum, Minimum, High select, Low select, √, Median select, Relative Humidity Input multiplexer (digitally selected)

#### Delay Timers \*

Number	2
Programmable	Delay and Duration in seconds

#### Logic Equations \*

Number	6
Elements	15 per equation
Operators	OR, AND, NOR, NAND, NOT, EXOR

#### Custom Linearizers \*

Number	2
Breakpoints	15 per linearizer

\* Accessed via PC Configurator

### Options

#### Analog Inputs

Number	1
Isolation	Galvanically isolated from the rest of the circuitry
Type	Universal (see <b>Universal Process Inputs</b> on page 11)

#### Analog/Digital Output

Number	1
Isolation	Galvanically isolated from the rest of the circuitry
Type	Programmable 0 to 20mA analog or 17V @ 20mA digital

#### Relay Outputs

Number	2
Type	SPST, rated 5A at 115/230V AC

#### Digital Inputs

Number	2
Type	Volt-free
Minimum pulse	200ms

#### Serial Communications

Connections	RS485, 2- or 4-wire
Protocol	Modbus RTU
Isolation	Galvanically isolated from the rest of the circuitry

## Physical

### Size

76mm x 148mm x 149.5mm  
(2.99 in. x 5.83 in. x 5.87 in.)

### Weight

750g (1.6lb)

---

## EMC

### Emissions

Meets requirements of EN50081-2

### Immunity

Meets requirements of EN50082-2

## Electrical

### Voltage

85 min. to 265V max. AC 50/60Hz  
24V DC

### Power consumption

15 VA max.

### Power interruption protection

Up to 60ms

### Safety

General safety EN 61010-1

### Dielectric Strength

500V DC to earth:  
Analog/digital output 1 to rest of the circuitry  
(500V DC for 1 minute)  
Analog/digital output 2 to rest of the circuitry  
(500V DC for 1 minute)  
Analog input 3 (IP3) to rest of the circuitry  
(500V DC for 1 minute)  
Serial communications to rest of the circuitry  
(500V DC for 1 minute)

---

## Environmental

### Operating Limits

0° to 55°C (32° to 130°F)  
5 to 95%RH (non-condensing)

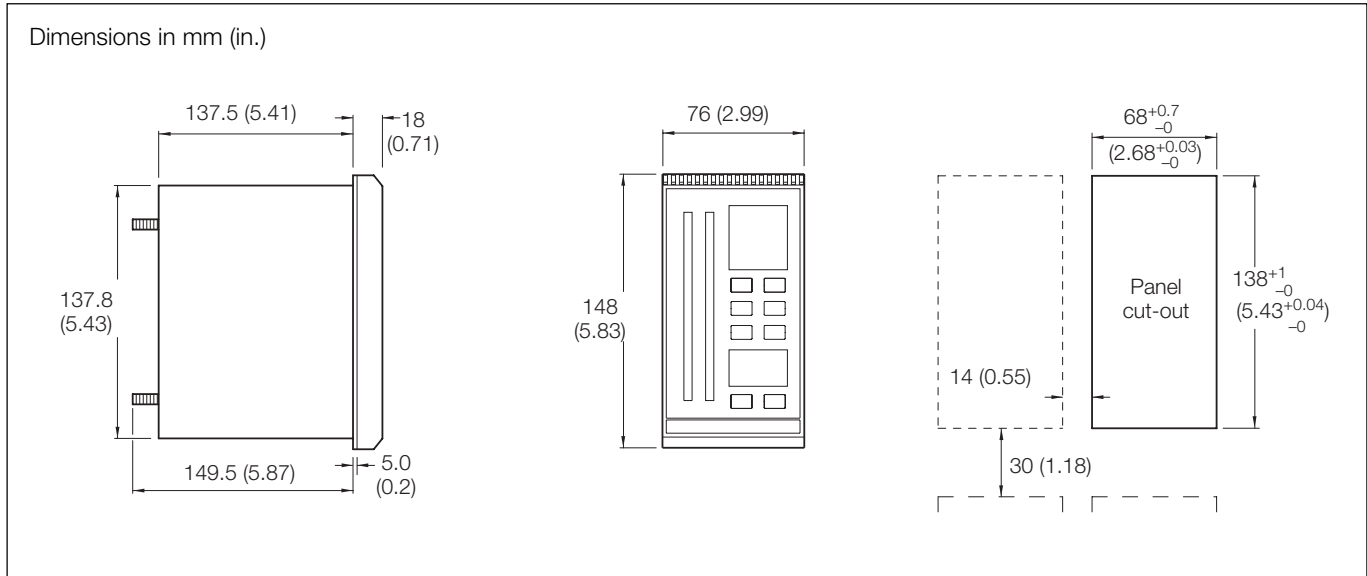
### Temperature stability

<0.02%/°C or 2μV/°C (<0.011%/°F or 1.11μV/°F)  
Long term drift <0.02% of reading or 20μV annually

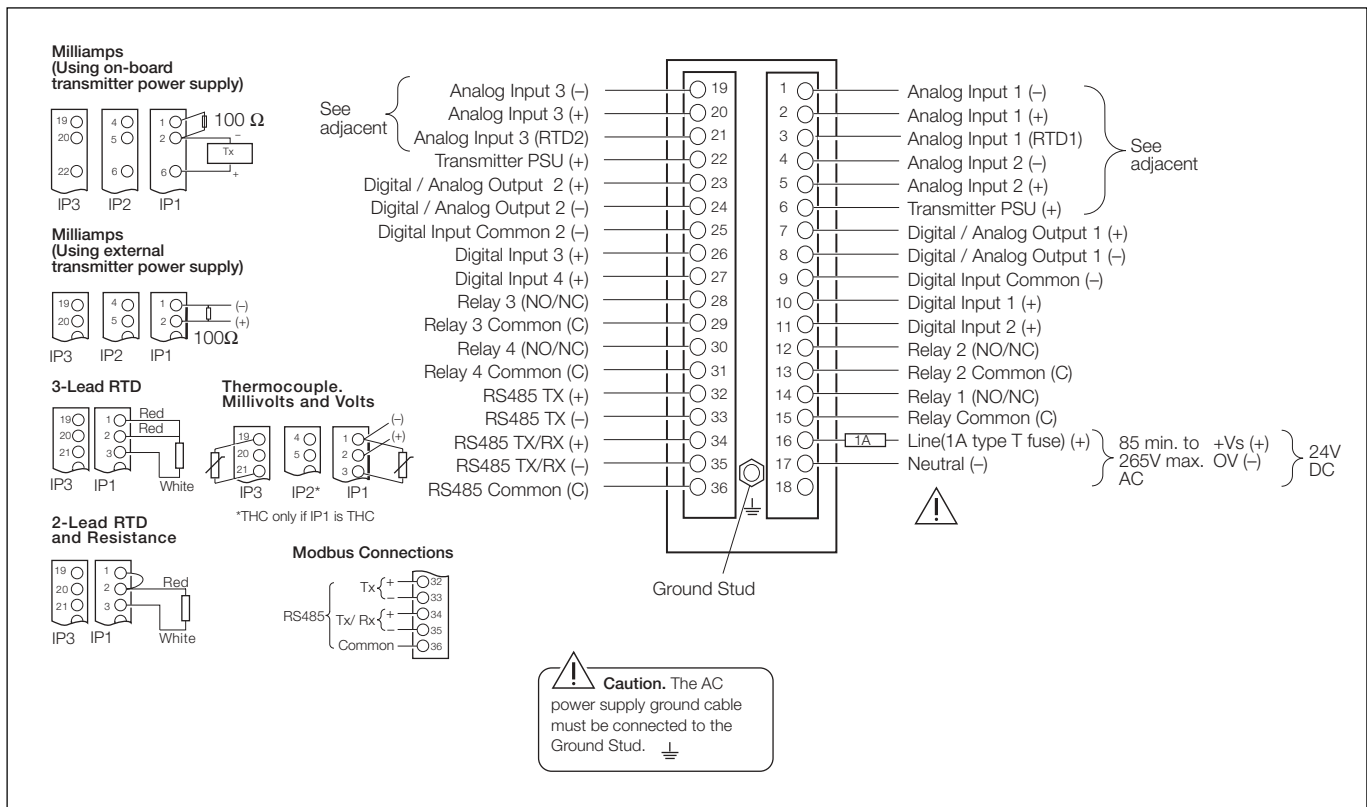
### Front face

NEMA4X (IP66)

## Overall Dimensions



## Electrical Connections



### Ordering Information

C505 1/2 DIN Advanced Process Controller	C505	/	X	X	X	X	/	X	X	X	X
<b>Option Board</b>											
None			0	0							
2 x Digital Input			0	1							
2 x Relay											
1 x Analog Input			0	2*							
1 x Analog Output											
2 x Digital Inputs											
2 x Relay											
RS485 Modbus			0	3							
1 x Analog Input			0	4*							
1 x Analog Output											
2 x Digital Inputs											
2 x Relays											
RS485 Modbus											
<b>Power Supply</b>											
85V min. to 265V max. AC											0
24V DC											1
<b>Build</b>											
ABB Standard											0
CSA approval (pending)											1
UL approval (pending)											2
<b>Programming/Special Features</b>											
Configured to factory standard											S T D
Configured to customer requirements											C U S
Special features											S P X X

\* If configuring the controller for templates 10, 12, 13, 15 and 17, motorized valve with feedback, dual analog output or heat/cool – either option 02 or 04 must be fitted.

### Accessories

PC Configurator Kit (part no. C100/0700)

### Licensing, Trademarks and Copyrights

Modbus™ is a trademark of Modicon, Inc.

Windows™ is a trademark of the Microsoft Corp.

---

**ABB** has Sales & Customer Support  
expertise in over 100 countries worldwide

[www.abb.com](http://www.abb.com)

The Company's policy is one of continuous product  
improvement and the right is reserved to modify the  
information contained herein without notice.

Printed in UK (09.02)

© ABB 2002



**ABB Limited**  
Howard Road, St Neots  
Cambridgeshire  
PE19 8EU  
UK  
Tel: +44 (0)1480 475321  
Fax: +44 (0)1480 217948

**ABB Inc.**  
125 E. County Line Road  
Warminster  
PA 18974  
USA  
Tel: +1 215 674 6000  
Fax: +1 215 674 7183