

- **Compact 'all-in-one' cartridge design**
  - simplifies sensor replacement, minimizing downtime
- **Detachable cable option**
  - ensures rapid and easy installation and commissioning
- **'Wetted' sensor**
  - ready-to-go straight from the box
- **Low resistance 'blue-glass' version**
  - unique solution for cold water applications
- **Flow, dip, insertion and submersible systems**
  - satisfies a wide range of applications
- **Small-bore flow system**
  - for use on applications where only small volumes of sample are available
- **Stainless steel flow system option**
  - for use on low conductivity samples
- **Water-wash option**
  - minimizes maintenance where coating of the glass electrode is a problem
- **Replaceable liquid junction**
  - maximizes sensor life and enables replenishment of the electrolyte



**Tough and durable sensors for  
on-line pH measurement**

## The Cartridge

The cartridge sensing system has a proven track record in a wide range of applications. New features such as the low resistance 'blue-glass' and the small-bore flow version for low volume samples reinforces the performance and extends the applications that can be fulfilled using this versatile and well-tested system.

Manufactured in glass-coupled polypropylene, the all-in-one sensor can be supplied for flow-through, dip and submersible applications.

**Flow systems** – can be supplied with a choice of process connections and materials to meet the demands of the sample to be measured. The bayonet snap-fit enables rapid and convenient access for calibration – just twist and turn and the sensor is released for easy and quick calibration.

**Pipeline adaptor (7670/063)** – is available to enable the sensor to be inserted directly into a pipe.

**Dip systems** – available in 1, 2 and 3m (39, 78 and 117 in.) lengths for use in open channels and tanks.

**Submersible systems** – available with an integral sealed connection cable enabling the sensor to be completely submerged – ideal for boreholes or where there is a large rise and fall in the sample to be measured. Provision is made for a support chain to be attached to the system. A wide range of standard cable lengths is available.

**Water-wash options** – available for flow, dip and submersible systems where coating of the pH glass causes maintenance issues. Water-wash has proven very successful in many applications.

**Detachable cables** – an option that makes replacing the sensor a simple, easy-to-do operation. The use of IP67 plug and socket connectors ensures that problems caused by moisture ingress do not occur and enables reliable operation in the most demanding applications.

**Double-junction PTFE Reference** – a key feature to minimize the risk of blocking of the junction and protect against poisoning of the electrolyte.

**Supplied ready-to-go** – fitted with a wetted teat to ensure the sensor is in optimum condition and requires no preconditioning prior to installing and commissioning.

**Small-bore flow systems** – ideal for applications where only small sample volumes are available (between 100 and 500ml/minute [0.176 and 0.88 pints/minute]) for continuous analysis. These flow systems are offered in a choice of two materials, stainless steel and Delrin, both widely used on low conductivity water. Being small and compact they help to keep the panel size to a minimum when used on multi-parameter packages and are a very cost effective solution.



*Bayonet Snap-fit Flow System*



*Quick-Release Water-wash Connection*

**Low resistance glass** – a unique glass designed particularly for cold water samples where conventional sensors perform sluggishly due to low sample temperatures (below 10°C down to 0°C [below 50°F down to 32°F]). This sensor is used extensively on potable water treatment works where the sample temperature is commonly below 10°C (50°F). A further benefit of the low resistance glass is improved speed of response where the sample has a low conductivity (less than 100µS/cm and down to 20µS/cm).

**Water-wash systems** – have proven extremely successful on potable water treatment plants where iron or manganese coat the glass electrode, increasing maintenance levels. The frequency and duration of the clean is controlled via the 4600 Analyzer and during the clean cycle the current output and alarms are frozen to prevent spurious alarms.

**Redox (ORP) sensors** – supplied in flow, dip and submersible systems, with water-wash options available for flow and dip systems. They are used widely in the treatment of waste water and, in particular, for electro-plating for the treatment of cyanide and chromate waste liquor.



Water-Wash Connection



Water-Wash

## Reference Electrode Refurbishment Kit


To allow the maximum working life of the sensor to be achieved, a refurbishment kit is available (Part No. 7670/088). The kit contains a replacement PTFE liquid junction, a bottle of 3.5M KCl reference electrolyte solution and pipette, a liquid junction removal/refitting tool and all necessary O-rings.

Many sensors are replaced because the liquid junction becomes blocked due to the nature of the sample or because the electrolyte solution is exhausted. Replacing the junction and electrolyte extends sensor life and reduces the cost of ownership.



Refurbishment Kit

**Flow Systems**



**Dip Systems**



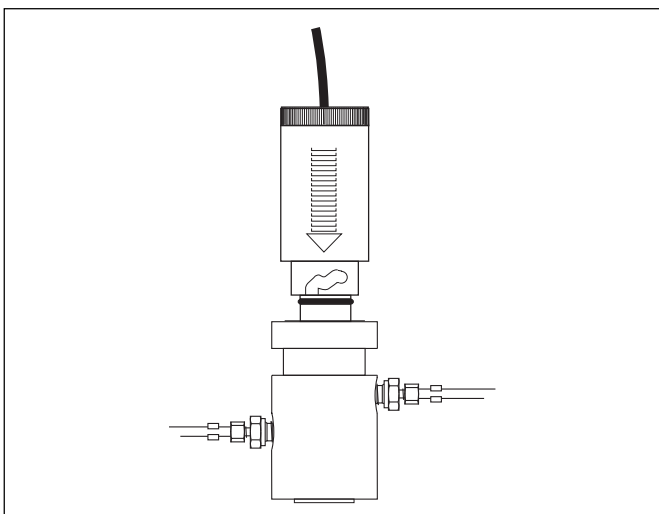
**Submersible Systems**



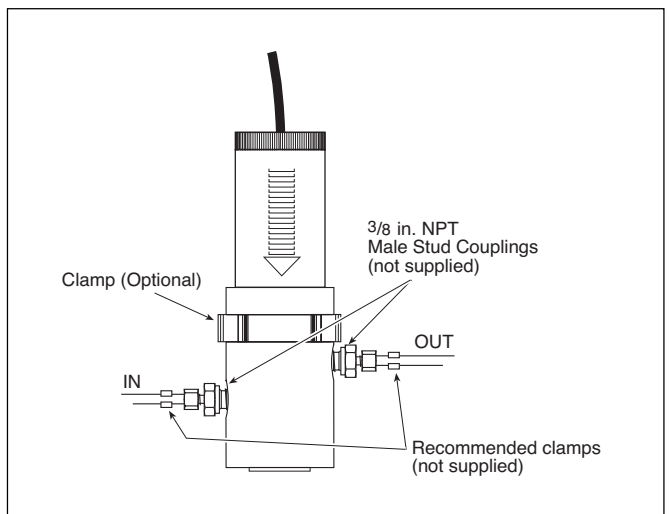
**Cartridge with 7670-063 Pipeline Adaptor**



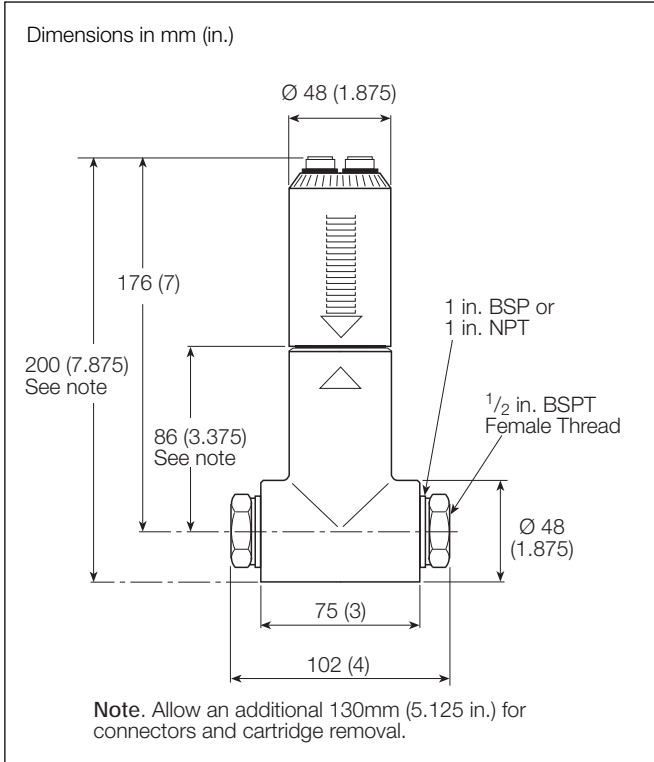
**Offset Ported Flow System – Delrin**



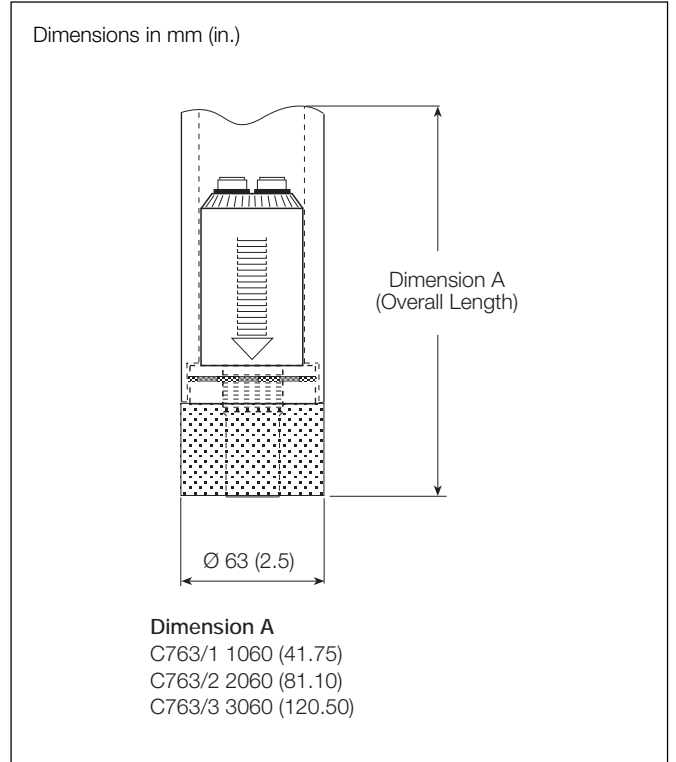
**Offset Ported Flow System – Stainless Steel**



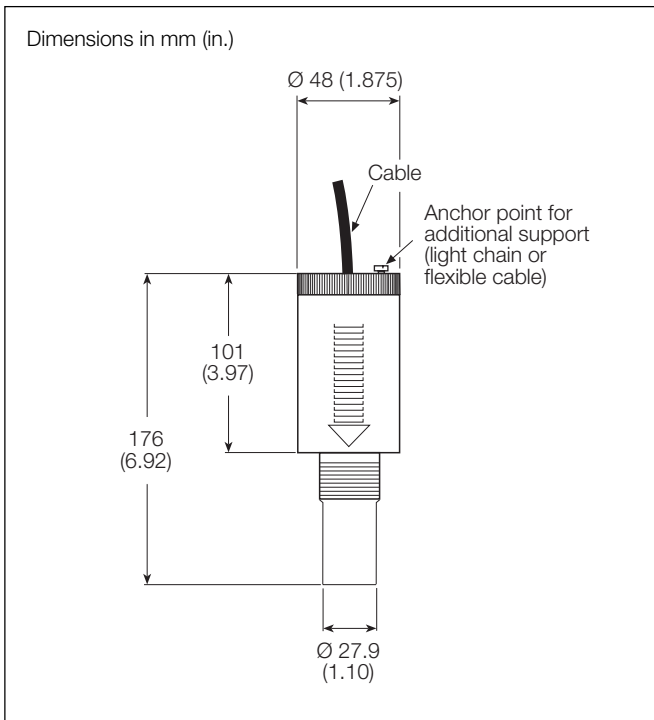
**Overall Dimensions**



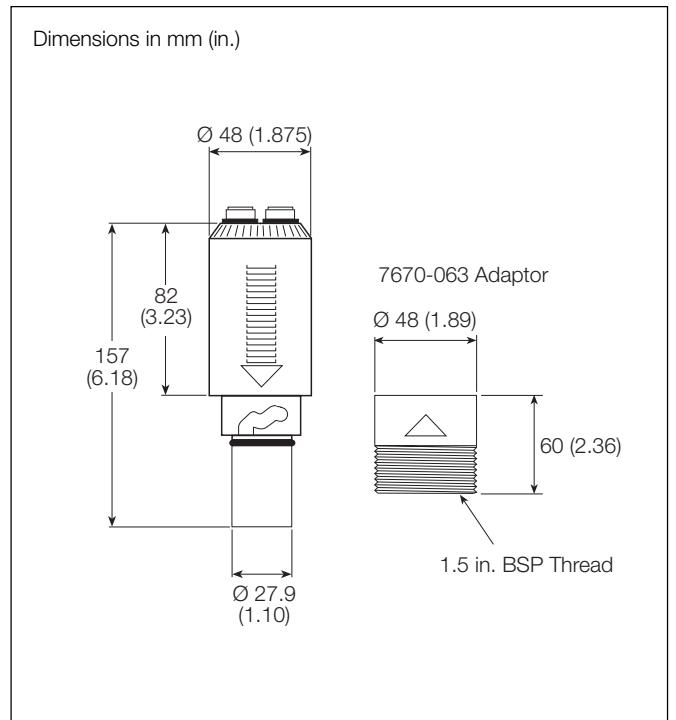
*Flow Systems (including water-wash versions)*



*Dip Systems*



*Submersible System*



*Bayonet Cartridge with 7670-063 Pipeline Adapter*

## Specification

### Non Water-wash Version

#### Flow Systems

##### pH range

- 0 to 14pH – standard glass
- 0 to 10pH – low resistance glass

##### Temperature range

- 0 to 100°C (32 to 212°F) – standard glass
- 0 to 70°C (32 to 158°F) – low resistance glass

##### Pressure

- 0 to 100psi at 25°C (77°F)

##### Process connections

- 1/2 in. or 1 in. BSP
- 1/2 in. or 1 in. NPT
- 3/8 in. NPT (low volume version)

##### O ring material

- Viton

##### Temperature compensation

- 3-wire Pt100

##### Material of construction

- Glass-coupled polypropylene
- Stainless steel or Delrin (low volume version)

### 7670-063 Pipeline Adaptor

##### Material of construction

- Glass-coupled polypropylene

##### Temperature range

- 0 to 100°C (32 to 212°F)

##### Pressure

- 0 to 80psi at 25°C (77°F)

##### Process connection

- 1 1/2 in. BSP

#### Dip Systems

##### pH range

- 0 to 14pH – standard glass
- 0 to 10pH – low resistance glass

##### Temperature range

- 0 to 100°C (32 to 212°F) – standard glass
- 0 to 70°C (32 to 158°F) – low resistance glass

##### Fixing bracket

- Not supplied

##### Immersion length

- 1m (39 in.), 2m (78in.) or 3m (118 in. )

##### O-ring material

- Viton

##### Material of construction

- Glass-coupled polypropylene and polypropylene (dip tube)

##### Temperature compensation

- 3-wire Pt100

#### Submersible Systems

##### pH range

- 2 to 12pH

##### Temperature range

- 0 to 50°C

##### Immersion length

- Dependent on cable length:
- Minimum cable length supplied 10m (32.5 ft)
- Maximum cable length supplied 40m (130 ft).

##### Temperature compensation

- 3-wire Pt100

##### Material of construction

- Glass-coupled polypropylene

##### Support chain

- Not supplied

### Water-wash Version

#### Flow Systems

##### pH range

- 0 to 14pH – standard glass
- 0 to 10pH – low resistance glass

##### Temperature range

- 0 to 100°C (32 to 212°F) – standard glass
- 0 to 70°C (32 to 158°F) – low resistance glass

##### Pressure (flow)

- 0 to 60psi at 25°C (77°F)

##### Process connections

- 1/2 in. or 1 in. BSP
- 1/2 in. or 1 in. NPT

#### Dip Systems

- 1m (39in.), 2m (78in. ) or 3m (118in.)

##### Material of construction

- Glass-coupled polypropylene and polypropylene

##### pH range

- 0 to 14pH – standard glass
- 0 to 10pH – low resistance glass

##### Temperature range

- 0 to 80°C (32 to 212°F) – standard glass
- 0 to 70°C (32 to 158°F) – low resistance glass

##### O-ring material

- Viton

##### Water supply

- Mains water

##### Line pressure

- 1 to 4bar

##### Note.

ABB does not supply the solenoid valve and recommends that the tubing between the valve and the sensor is 1/4 in. ID PVC for both dip and flow systems. The solenoid valve must be mounted as close as possible to the pH system in order to reduce pressure loss in the supply line.

## Ordering Information

AP100 Series pH/Redox (ORP) Cartridge Sensors	AP10	X/	X	XX	X	XX	X	X
<b>Cartridge Type</b>								
Bayonet...cable detached (Not Dip type)		1						
Bayonet...cable attached (Not Dip type)		2						
Screw-in...cable detached		3						
Submersible *		4						
<b>Sensor Type</b>								
Standard glass (0 to 100°C, [32 to 212°F] 0 to 14pH)					1			
Standard glass + water-wash (0 to 100°C, [32 to 212°F] 0 to 14pH)					2			
Low resistance glass (0 to 70°C, [32 to 158°F] 0 to 11pH)					3			
Low resistance glass + water-wash (0 to 70°C, [32 to 158°F] 0 to 11pH)					4			
Redox (ORP)					5			
Redox (ORP) + water-wash					6			
<b>Cable Length</b>								
No cable							00	
1m (39 in.) cable							01	
2m (78 in.) cable							02	
3m (117 in.) cable							03	
5m (16.25 ft) cable							05	
10m (32.5 ft) cable (minimum length for Submersible Cartridge type)							10	
15m (48.75 ft) cable							15	
20m (65 ft) cable							20	
25m (81.25 ft) cable							25	
30m (97.5 ft) cable (available only for use with Submersible Cartridge type)							30	
<b>For Cartridge sensor only no further coding options are required                      For full system continue selecting options</b>								
<b>Dip Type (operating temperature 0 to 80°C [32 to 176°F])</b>								
No dip tube								0
1m (39 in.) dip								1
2m (78 in.) dip								2
3m (117 in.) dip								3
1m (39 in.) dip + water-wash								4
2m (78 in.) dip + water-wash								5
3m (117 in.) dip + water-wash								6
<b>Flow Sensor Type (operating temperature 0 to 100°C [32 to 212°F])</b>								
No flow cell								00
Bayonet 1/2 in. BSP process connection glass-coupled polypropylene								01
Bayonet 1 in. BSP process connection glass-coupled polypropylene								02
Bayonet 1/2 in. NPT process connection glass-coupled polypropylene								03
Bayonet 1 in. NPT process connection glass-coupled polypropylene								04
Screw-in 1/2 in. BSP process connection glass-coupled polypropylene								05
Screw-in 1 in. BSP process connection glass-coupled polypropylene								06
Screw-in 1/2 in. NPT process connection glass-coupled polypropylene								07
Screw-in 1 in. NPT process connection glass-coupled polypropylene								08
Bayonet 3/8 in. NPT process connection stainless steel low volume								11
Bayonet 3/8 in. NPT process connection Delrin low volume								12
Pipe-line adapter process connection 1 1/2 in. BSP (bayonet fitting)								13
<b>Reserved</b>								
								0
<b>Manual</b>								
English								1
German								2
French								3
Spanish								4
Other								9

\* Submersible Cartridge type available only with either Sensor Type option 1 (Standard Glass) or 5 (Redox [ORP]).  
 Submersible Cartridge Type available only with cable length of 10m (32.5ft) or over.

## Cartridge Part Number Changes

The number of options available in the Cartridge Series has been significantly increased. To accommodate the new models it has been necessary to restructure the part numbers as shown in the table below. The new part nos. must be used when ordering replacements.

Old Part No.	Cartridge Description	New Part No.
7670/101	Bayonet Cartridge	AP101/100
7670/102	Screw-in Cartridge	AP103/100
7670/301	Bayonet with water wash	AP101/200
7670/302	Screw-in with water wash	AP103/200
7670/211	Bayonet Cartridge Redox (ORP)	AP101/500
7670/311	Bayonet Cartridge Redox (ORP) with water wash	AP101/600
7670/212	Screw-in Cartridge Redox (ORP)	AP103/500
7670/312	Screw-in Cartridge Redox with water wash	AP103/600
7670/600	Submersible system with 10m (32.5 ft.) cable	AP104/110
7670/601	Submersible system with 15m (48.75 ft.) cable	AP104/115
7670/602	Submersible system with 20m (65 ft.) cable	AP104/120
7670/603	Submersible system with 25m (81.25 ft.) cable	AP104/125
7670/604	Submersible system with 30m (97.5 ft.) cable	AP104/130

ABB has Sales & Customer Support expertise in over 100 countries worldwide

[www.abb.com](http://www.abb.com)

The Company's policy is one of continuous product improvement and the right is reserved to modify the information contained herein without notice.

Printed in UK (09.05)

© ABB 2005



### ABB Limited

Oldends Lane, Stonehouse  
Gloucestershire  
GL10 3TA  
UK  
Tel: +44 (0)1453 826661  
Fax: +44 (0)1453 829671

### ABB Inc.

Analytical Instruments  
9716 S. Virginia St. Ste., E  
Reno, Nevada 89521  
USA  
Tel: +1 775 850 4800  
Fax: +1 775 850 4808