


- **Ideal for Autoclaves/Retort control**
 - suitable for cooking many products
- **Designed for the control of Tire Presses and Dyebeck process**
 - adjustment of the soak time is a fingertip operation
- **Easy selections of multi-segment profiles**
 - 99 segments and 10 profiles to suit the most complex process
- **Dedicated operator display of segment status**
 - clearly shows current segment running, cook temperature and time
- **Automatic operation with manual override**
 - dedicated switches, warning lights and status LEDs
 - intelligent power failure recovery
- **Guaranteed ramp/soak with individual hysteresis**
 - two hysteresis (deadband) settings per program
- **Faster start up with self-seeking set point**
 - to save you process time
- **Easy-clean NEMA 4X/IP66 enclosure**
 - hosedown and harsh applications



C1960
– for universal temp/soak applications

Introduction

The C1960 Multi-Recipe Profile recorder/controller has advanced ramp/soak profiling designed specifically for the food processing, canning, tire and dyebeck industries.

The range of products available gives you the ability to use the C1960 not only for control but to also record other process variables.

Specialized features include **guaranteed ramp/soak**, a **dedicated operator display** and time events to assign relays/ outputs to individual or multiple segments.

The C1960 is a totally self-contained unit suitable for panel-, wall- or pipe-mounting with **NEMA4X/IP66** enclosure protection as standard.

The C1960 is available in four versions:


- C1961 One controller and one recording pen with control and ramp/soak faceplates
- C1962 One controller and two recording pens with control, record and ramp/soak faceplates
- C1963 One controller and three recording pens with control, record and ramp/soak faceplates
- C1964 Two controllers and two recording pens with two control and one ramp/soak faceplates for Channel 1

Other circular chart recorders also available from ABB include:

- C1900 Recorder/Controllers
- C1950 Pasteurizer Recorder/Controller

Application Areas Include:

- Autoclaves
- Retort Control
- Pneumatic upgrades
- Tire Presses
- Dyebeck
- Smokehouses
- Kilns



Ramp/Soak Profiles – Easy to Compile

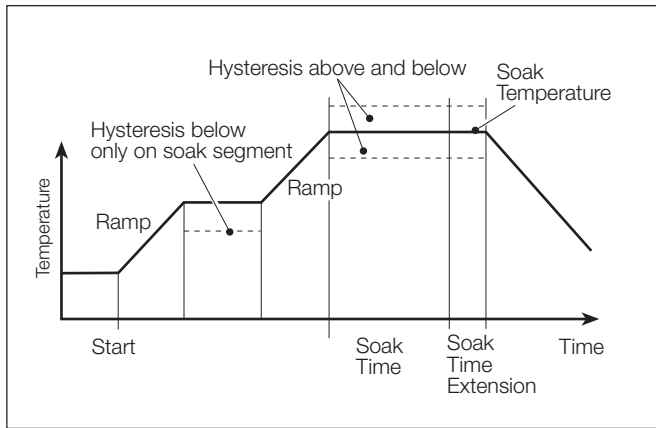
Profiles are programmed via the front panel. Time scales can be set in hours or minutes and ramp segments can be configured using segment time (hrs/min) or ramp rate (°F or °C, min or hrs)

The C1960 can store up to 20 programs, 10 per control channel, as standard.

Guaranteed Ramp/Soak

This feature has been designed to make operation as flexible as possible. There are two hysteresis settings; one applicable to soak segments, the other to ramp segments.

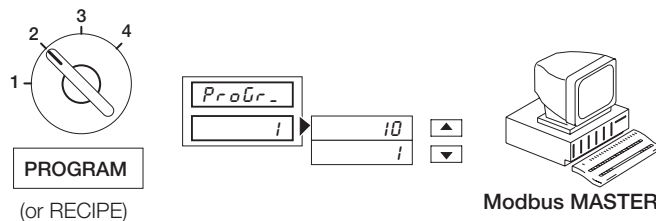
The guaranteed hysteresis value can be applied to individual segments above set point, below set point, both or none. This gives the user the option to HOLD a cycle only if it falls outside a preset value, i.e. where regulations state a minimum (but no maximum) temperature or where the ramping segment is allowed to reach temperature as quickly as possible, so saving process time and money.



Guaranteed Ramp/Soak

Product/Profile Selection

Recipes can be selected either via the front panel, multi-position selector switches connected to the C1960's digital inputs or by a MODBUS Master, allowing the selection of a profile for the product being processed in the most convenient format.

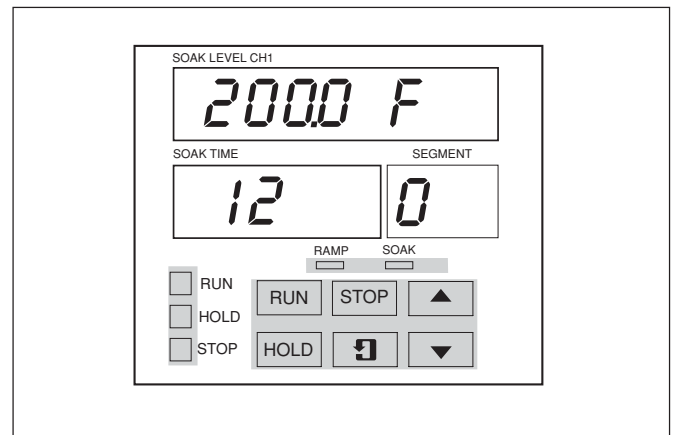


Dedicated Ramp/Soak Display

Status LEDs give a clear indication of the current state of the profile, showing whether a ramp or soak is being performed. A dedicated display indicates the segment which is currently running, together with the standard controller display which shows the current set point and actual process value.

The highest cook temperature and time is also indicated on the dedicated display on the Retort Control version. The segment temperature and time is displayed on the Advanced Control version. Dependent upon the process, these values can be increased or decreased via the front switches or digital inputs.

The profile can be started, stopped or put on hold via the dedicated switches on the front face or by external digital input.



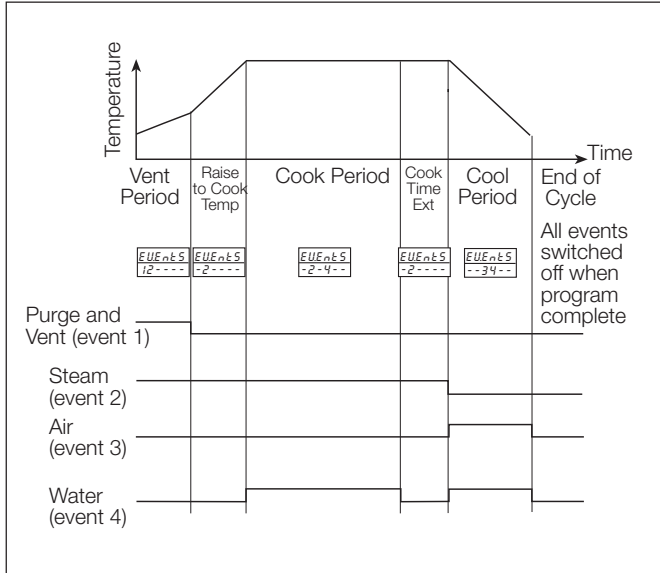
Programmable Power Failure Recovery

The power failure recovery function allows pre-selection of the restart position within the profile. If the power is restored within the programmable power down time, the C1960 **resumes** from the point in the profile that the power failed. If, however, the power down time has expired, the C1960 holds the program and can **restart** in three different ways:

- a) the current program from the beginning;
- b) the current segment;
- c) or the segment from the position at the time of failure.

Event States

The C1960 has six common events which can be allocated to relay or digital outputs and each segment can be configured to enable any event. This enables an event to be triggered from multiple segments, or for one segment to trigger multiple events, providing a flexible and powerful control strategy.



Event States

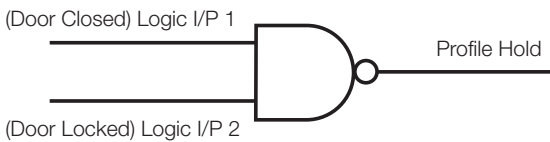
Self-seeking Set Point

To reduce process time the C1960 has a self-seeking set point setting which enables a profile to start from the current process temperature. This eliminates the wasted time normally taken to drive the process temperature down to the actual start temperature for the profile.

Sequencing and Logic Control

The C1960 offers comprehensive sequencing to complement its advanced analog control features with eight logic equations and up to seven elements per equation. These eight logic equations, when combined with real-time alarms, program and segment events make the C1960 a powerful sequence recorder/controller.

For safety purposes, logic equations can be included as part of the profile control, disabling the ability to run unless all safety interlocks are in place.



Process Alarms

The C1960 has four internal process alarm inputs per channel. These can be soft-wired to control strategies, logic equations and output relays.

Each alarm can have a separate hysteresis value, programmable in engineering units and/or time. Alarms can also be enabled or disabled via digital inputs.

Ideal Replacement for Pneumatic Products

Profile cycle can be controlled automatically or, at the touch of a button, switched to manual control. Dedicated switches to increase or decrease cook/soak times give manual control of the process when required.

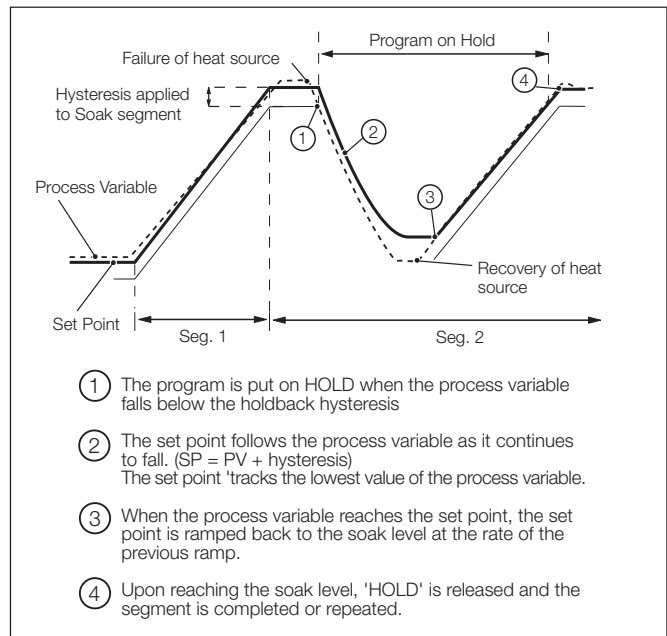
All front panel switches can be replicated on an external panel using digital signals.

Retort Function

The Retort function ensures safe operation of retort vessels under fault conditions. If the heat source fails during a soak segment, the process variable inevitably falls. When the process variable falls below the holdback hysteresis value the program is put on HOLD (as for normal operation). The set point then follows the process variable as it continues to fall (Retort Hold). The set point then follows the process variable as it continues to fall (Retort Hold).

$$\text{Set point} = \text{Process Variable} + \text{Hysteresis value}$$

Upon recovery of the heat source, the process is controlled at the new set point value. When the process variable reaches the set point it is then ramped back to the initial soak value at the rate of the previous ramp (Retort Ramp). When the soak level is reached the program is released from its hold state and the segment is either completed or repeated from the beginning, depending on the retort mode selected.



Retort Function

Retort f

Retort Control 'K' Software

Operation

The Retort Control software has been designed for control of basic cooking functions. The dedicated display on the custom face indicates the 'Cook' time and temperature. This is assumed to be the highest 'Soak' level in the profile. These are normally simple profiles, having only a 'Ramp' and 'Soak' segment, then 'Off'.

The Retort Control software, through dedicated front panel keys, enables continuous adjustment of the 'Cook' temperature and time at any point during the profile, to suit the product being processed.

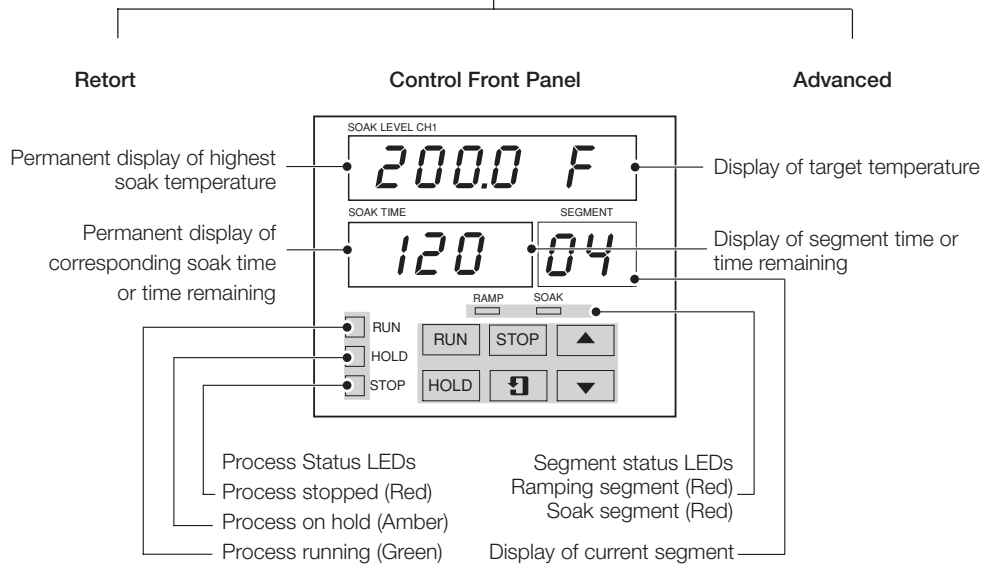
Advanced Control 'L' Software

Operation

The Advanced Control software has been developed specifically for the Tire and Dyebeck industries. A dedicated display indicates the segment currently running, the target temperature for that segment and the time required to reach that temperature.

In 'Soak' segments, the soak temperature and time required to reach the end of the soak is displayed.

The dedicated 'Up/Down' keys on the front panel allow for increase, or decrease, of the soak time in pre-set increments. This change may be made to any soak segment in the profile, but only while that segment is running.



- Dedicated key to start profile Dedicated key to start profile
- Dedicated key to set operator hold Dedicated key to set operator hold
- Dedicated key to stop/reset profile Dedicated key to stop/reset profile
- Scroll key selects between adjustment of soak time and soak level Inactive with this software
- Increment soak time/soak level Increment soak time
- Decrement soak time/soak level Decrement soak time

Key to Module Types

*0	No module fitted/Pen input channel	4	8 Digital Inputs
1	Standard Input/Output	5	8 Digital Outputs
2	Analog Input + Relay	6	True time event pen (violet)
3	4 Relays		(event pen is additional to standard pens)
		8	Modbus RS485 Communications

For full technical specifications refer to Data Sheets SS/C1900R & SS/C1900RC.

Licensing, Trademarks and Copyrights

Modbus™ is a trademark of Modicon, Inc.

ABB has Sales & Customer Support
expertise in over 100 countries worldwide

www.abb.com

The Company's policy is one of continuous product
improvement and the right is reserved to modify the
information contained herein without notice.

Printed in UK (07.05)

© ABB 2005



ABB Inc.
125 E. County Line Road
Warminster
PA 18974
USA
Tel: +1 215 674 6000
Fax: +1 215 674 7183

ABB Limited
Howard Road, St Neots
Cambridgeshire
PE19 8EU
UK
Tel: +44 (0)1480 475321
Fax: +44 (0)1480 217948