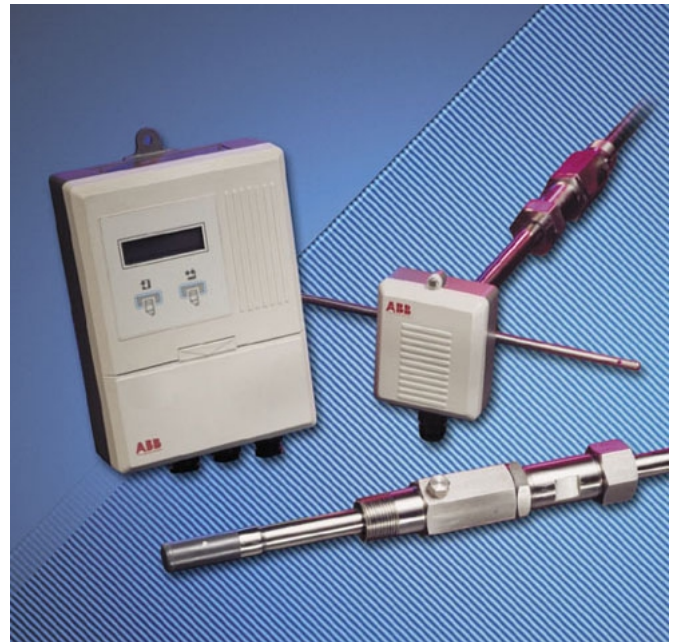


- **Fully submersible, rugged and robust sensor**
  - reliable, maintenance-free operation in arduous environments
- **'Hot tap' capability**
  - enables installation with no interruption to normal water supply
- **Good accuracy over wide operating flow range in both forward and reverse flow directions**
  - enables user to accurately measure peak daytime flows and minimal night flows
- **Price virtually independent of pipe diameter**
  - low cost alternative to full bore meters
- **Suitable for permanent or temporary installation**
  - total user flexibility
- **No moving components and hence no bearing wear problems**
  - stable calibration and reliable operation
- **Choice of transmitter**
  - fully satisfies user application requirements



## Aquaprobe

The AquaProbe is an economic alternative to full-bore metering and has been designed for worldwide needs. It comprises an electromagnetic sensing head mounted on the end of a support rod. This whole assembly can be installed in existing pipelines without the need for the major excavations or alterations to pipework associated with full bore meters. It can also be fitted without interruption to the flow and can be easily removed for periodic calibration or inspection, or inserted at a second location through the provision of tappings and valves on the supply pipelines.

Key features are the wide flowrange, with minimum velocities well below insertion turbine or DP devices and no moving parts, resulting in increased reliability and reduced maintenance. The AquaProbe meets the widest variety of site requirements and applications, from permanent monitoring through to site surveying.

AquaProbe offers both digital and analog outputs proportional to flow and is compatible with the wide range of data loggers used in the water industry worldwide.

## Basic Applications

The AquaProbe is designed for installation in existing pipelines by means of a small valved tapping. It is normally installed with the sensing head on the pipe centreline, but may be located at the critical position (the mean velocity position) a distance of  $\frac{1}{8}$  of the diameter away from the wall.

It provides an accurate local measurement of the water velocity and, provided the flow profile is fully developed, a good flow volume measurement.

If the profile is not fully developed a traverse of the pipe can be carried out which will enable an accurate flow volume measurement to be obtained in non-ideal networks.

The AquaProbe is supplied as standard with the MagMaster transmitter which, being a high precision device, gives excellent performance, whether in temporary or permanent installations, in profiling or pipelines. It offers a wide range of options on terms of output, diagnostics, communications and user facilities.

## Specification

### Sensor

#### Signal Cable

Supplied and potted in lengths of 3, 10 and 30m (10, 30, and 100 ft) with connectors if appropriate.

#### Maximum Insertion Length

300mm (12 in.), 500mm (20 in.), 700mm (25 in.) and 1000mm (40 in.).

#### Pipe Sizes

200mm to 8000mm (8 in. to 320 in.) nominal bore

#### Materials of Construction

Wetted parts: stainless steel, PVC (UKWFBS listed)

#### Seals

Nitrile rubber (WRC approved)

#### Terminal Box

Aluminum alloy

#### Max. Pressure

20bar (295 PSI)

#### Pressure Tapping Provision

$\frac{1}{8}$  in. BSP ( $\frac{1}{8}$  in. NPT)

#### Weight

< 3.5kg (6 lb)

#### Temperature

Storage

-20 to 70°C (-4 to 158°F)

Operation

-20 to 60°C (-4 to 140°F)

Fluid (water)

0 to 60°C (32 to 140°F)

#### Protection

IP68/NEMA6 [for submersion to 10m (30 ft) indefinitely]

#### Conductivity

>50 $\mu$ S/cm

#### Connection

1 in. BSP, 1 $\frac{1}{2}$  in. BSP (1 in. NPT)

#### Mounting

Directly into the pipeline through a fitting or valve with 25mm (1 in.) minimum clearance

#### Flow Condition

Fully developed profile in accordance with ISO 7145-1982 (BS1042 section 2.2.)

#### Temperature Effects

< 0.02% per °C (< 0.01% per °F)

### ...Sensor

#### Velocity

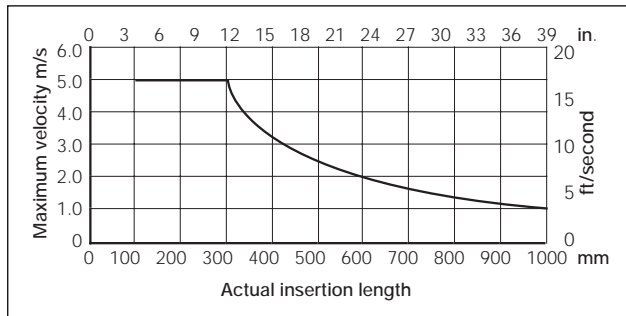
$\pm 2\%$  of Rate or  $\pm 2\text{mm/s}$  ( $\pm 0.08\text{in/s}$ ) whichever is the greater

#### Volume

Refer to ISO 7145-1982 (BS 1042 section 2.2) for details

#### Maximum Flow

The maximum velocity depends upon the insertion length of the probe into a pipe; typical insertion lengths are  $\frac{1}{8}$  and  $\frac{1}{2}$  pipe diameter. The graph below is a guide\* to the maximum velocities for different insertion lengths<sup>†</sup>.



\*The graph is intended as a guide only. It is not possible to be definite as there are many effects which cannot be allowed for in such circumstances. For example, pipe vibration, fluid vibration due to pump noise, position of cable, orientation of probe entry, etc.

<sup>†</sup>The overall probe length must allow for any probe mounting features, such as standoffs, bushes etc., in addition to the length of insertion into the pipe.

### MagMaster Transmitter

#### Housing

Glass Loaded Polypropylene with polycarbonate window

#### Protection

IP65/NEMA 4

#### Supply

Universal Switch mode 85 to 265V AC 50/60Hz at 20VA max. or 11 to 40V DC at 20VA

#### Programming

To operate with most RS232C/423 terminals (e.g. Pision Organiser, IBM PC etc.) 4800 Baud at 10m (30 ft) maximum

#### Display (optional)

32-character high-temperature super twist LCD alphanumeric display of flow rate, total flow, alarm conditions, etc. display scrolled and reset by magnetic wand

### Outputs

#### Analog

Fully programmable for zero and FSD up to 21mA. Fully isolated. Load  $< 800\Omega$

#### Dual Analog (optional)

As above but separate outputs for forward and reverse flows. Non-active output is 4 or 0mA

#### Dual Pulse

Forward and reverse flows 0 to 800Hz square wave or fixed pulse width up to 2.5s. Fully programmable isolated protected transistor switch capable of sinking  $> 250\text{mA}$ . Voltage  $< 35\text{V}$

#### Dual Alarms

Isolated protected transistor switch capable of sinking  $> 250\text{mA}$ . Voltage  $< 35\text{V}$ . Fully programmable. Not isolated from dual-pulse output

#### Communications

RS232C local data connector for hand held configurator set up via 9-pin D connector

Serial communications RS432/422 compatible data link

#### Weight

0.5kg (1 lb)

#### Temperature

##### Operating

$-20$  to  $60^\circ\text{C}$  ( $-4$  to  $140^\circ\text{F}$ )

##### Storage

$-20$  to  $75^\circ\text{C}$   $-4^\circ$  to  $170^\circ\text{F}$

#### Temperature Effect

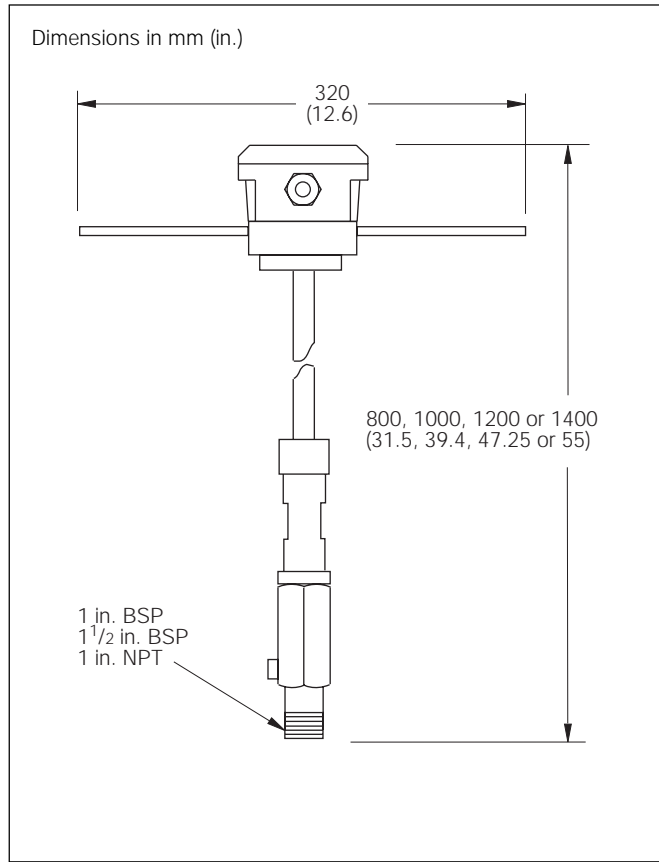
$\pm 0.008\%/^\circ\text{C}$  ( $\pm 0.004\%/^\circ\text{F}$ )

#### EMC Spec

EN 50081-1 (BS6667) to 10V/m (3V/ft)

## Overall Dimensions

### AquaProbe™ Sensor



### MagMaster™ Transmitter

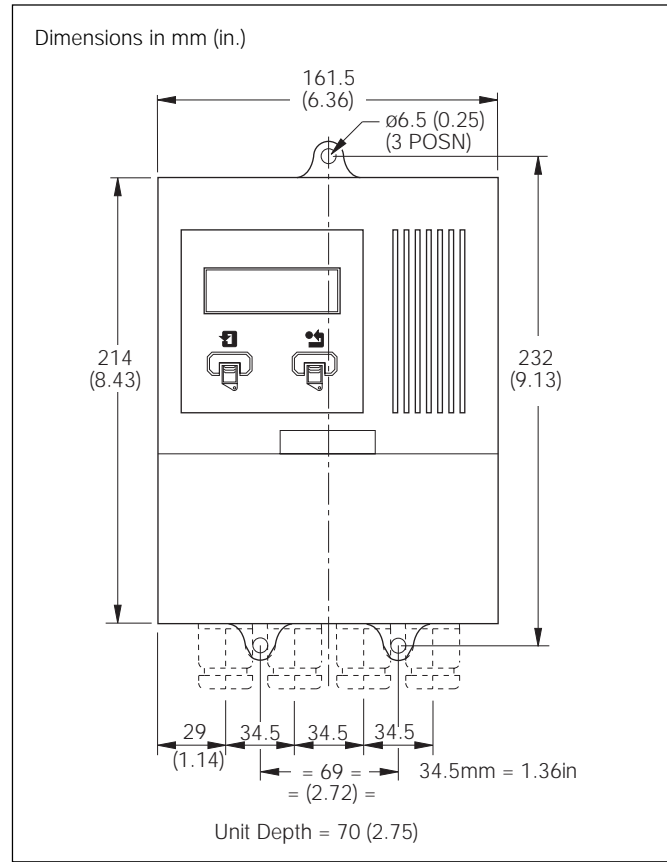


ABB has Sales & Customer Support expertise in over 100 countries worldwide

[www.abb.com](http://www.abb.com)

The Company's policy is one of continuous product improvement and the right is reserved to modify the information contained herein without notice.

Printed in UK (02.02)

© ABB 2002



**ABB Ltd.**  
Oldends Lane, Stonehouse  
Gloucestershire, GL10 3TA  
UK

Tel: +44 (0)1453 826661  
Fax: +44 (0)1453 827856

**ABB Inc.**  
125 E. County Line Road  
Warminster, PA 18974  
USA

Tel: +1 215 674 6000  
Fax: +1 215 674 7183