

Handling of PST start failure when running CAP 540 in Windows Vista

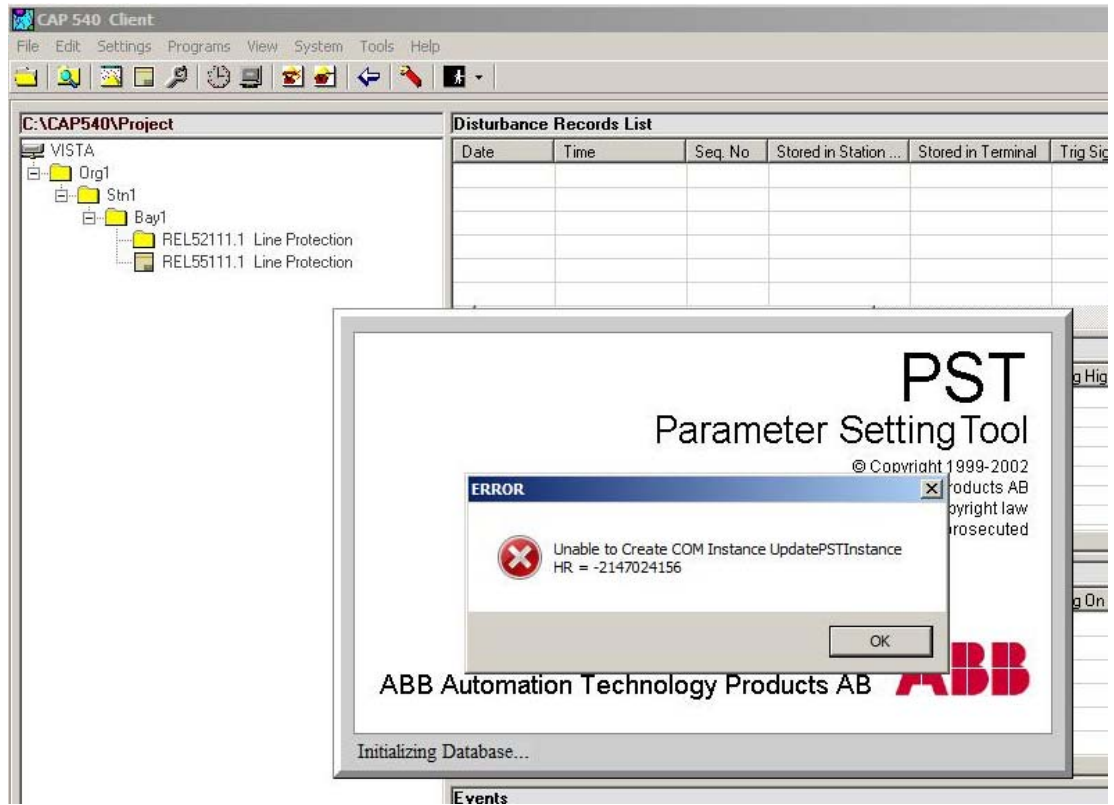
Instruction from Substation Automation Products

1	Background.....	2
2	Instruction.....	3



1 Background

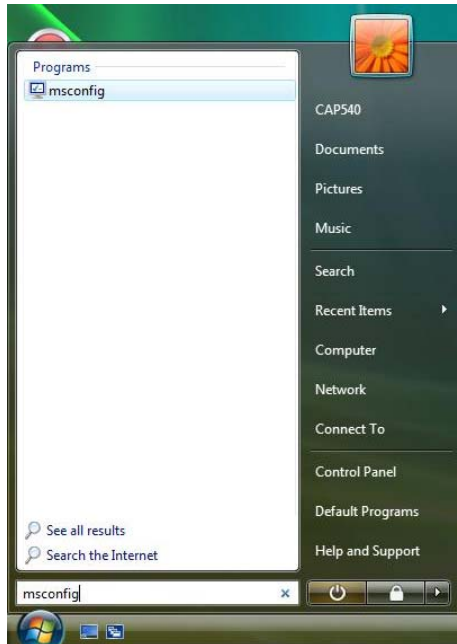
When running CAP 540 in Windows Vista operating system, it may fail to start PST tool, see the error below.



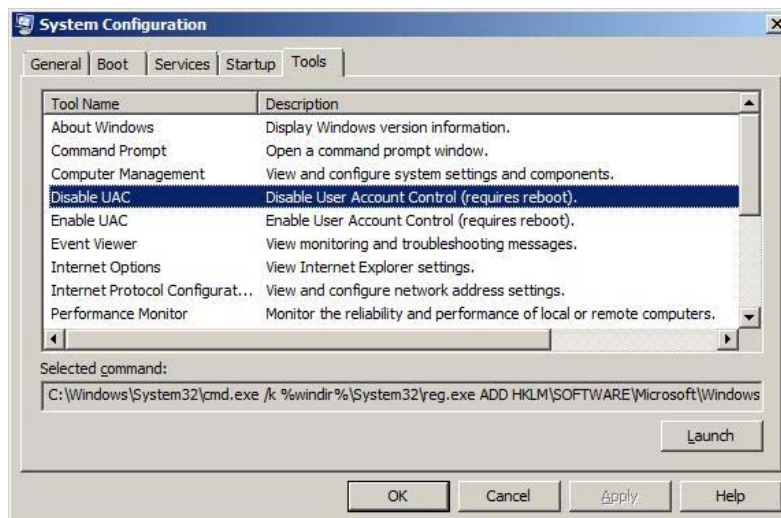
This instruction will help you configure Windows Vista in order to make the PST tool work properly in Windows Vista.

2 Instruction

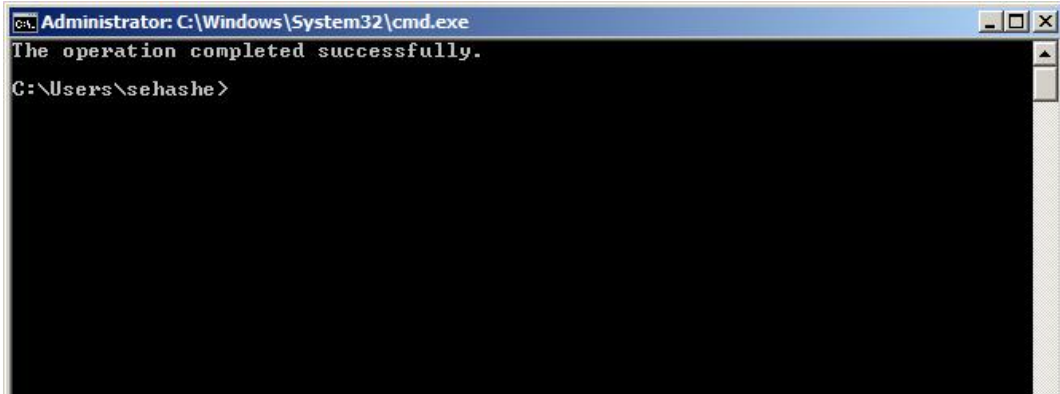
- Click on the Start button.
- Type msconfig into the Start Search field.



- The msconfig.exe appears under Programs. Click on msconfig.exe
- The User Account Control window appears: Windows needs your permission to continue System Configuration Utility. Click Continue.
- The System Configuration window opens. Click on the Tools tab
-



- Find Disable UAC and click on it to highlight. (If you need to turn User Account Control On later, follow the same instructions, but click on Enable UAC instead).
- Click the Launch button. A black window appears showing "The operation completed successfully."



- Close this black window.
- Click OK in the System Configuration window.
- Save anything you have been working on, and then restart Windows.



Document Title			
Handling of PST start failure when running CAP 540 in Windows Vista			
Document No.	Date & Rev. Ind.	No. of Pages	Page
SA2008-000012	Rev	4	4